

English

Students read and listen to informative texts and stories on similar topics and look at what is the same and different between these different types of writing. They read simple texts, such as decodable books that match their phonics skills, picture books, and basic information texts. They learn how informative texts are organised and how words are chosen for sharing information. Students practice writing informative texts using simple sentences with punctuation, topic words and correct spelling of some one- and two-syllable words.

Mathematics

Students read, make and order numbers to at least 120. They group one- and two-digit numbers in different ways and skip count in twos, fives or tens to count collections. Students add and subtract numbers within 20, using a variety of calculation strategies. They compare and order objects and events using length, mass, capacity and duration and communicating their thinking. Students describe the duration and sequence of events using years, months, weeks, days and hours.

French

Students practise copying the sounds and patterns of French language. They use example sentences to speak about their own family, the roles of different people and what they are like.

The Arts

Students learn about how art is used and enjoyed in different communities and cultures. They experiment and play with different materials such as paint, chalk, playdough, textiles, everyday items and items from nature. They learn to use line, colour and shape to create their own artwork. They share their artworks with others.

Students learn to describe how the loudness, speed and timbre of the music is used to show feelings and ideas in a tune from a folk song. They learn to sing parts of the song by listening and copying.

Humanities & Social Sciences

Students look at how families and daily life have stayed the same or changed over time. They learn to ask questions and gather information from observations and materials provided. Students think about what the information means and talk about different points of view.

Science




Student learning in this area occurred in Term 1.

Technologies

Students learn how to use tools and equipment safely to create a class garden bed. They learn how food was prepared in the past and compare it to how food is made today. They learn to plan healthy, balanced meals and think about what makes their meal plan good.

Health & Physical Education

Students practise running, jumping, and throwing by playing games and doing activities for modified track and field events.

	<p align="center"><u>2026 Improvement Agenda</u></p> <p align="center">Investigating world's best practice in pedagogy for reading, mathematics and student wellbeing and making it our best practice.</p>
<p align="center"><u>Fruit Break</u></p> <p>Each day students have a fruit/vegetable snack around 10am. Please send your child with a piece of fresh fruit or vegetables to eat in a separate container.</p> <p align="center"><u>No hat – Alternative play spaces</u></p> <p>Students who do not have a hat at school are not able to play on the oval or playgrounds during breaks. Students will be directed to undercover/shaded and indoor play spaces. Please help us support your child to be sun safe.</p>	<p align="center"><u>Learner Assets</u></p> <p>At Brisbane Central teachers explicitly teach, notice and celebrate learner assets, helping students to understand that learning is not just about getting the right answer, but about developing habits and skills they can use throughout life. Learner assets also provide a shared language between students, teachers, and families to talk about learning, strengths and next steps.</p> <p>Contributor – Courageous & Responsible - Takes part and shares ideas</p> <p>Thinker – Open-Minded & Creative - Makes sense of learning, asks questions and solves problems</p> <p>Researcher – Curious & Persistent - Finds information, asks questions, explores topics more deeply</p> <p>Communicator – Respectful & Responsive - Shares ideas clearly in different forms</p> <p>Collaborator – Empathetic & Reliable - Works well with others, listens respectfully, and cooperates</p> <p>Self-Manager – Resilient & Reflective - Organises themselves and learning</p> 
<p align="center"><u>Positive Behaviour for Learning (PBL)</u></p>  <p>Brisbane Central State School follows the Positive Behaviour for Learning model to teach our students what behaviour is expected at school. Each week classroom teachers teach a focus lesson, explicitly teaching appropriate behaviours. All classes focus on the same lesson, and all staff are on the lookout for this behaviour being displayed. When the positive behaviour is noticed, Owlies are handed out to acknowledge the behaviour. Owlies lead to stamps in a Behaviour Passport and then to a Rewards Menu where the students can choose from a variety of rewards.</p>	<p align="center"><u>Culture of feedback</u></p>  <p>Brisbane Central State School follows a student-centred model of feedback for learning. Students are actively involved in learning experiences to understand what a quality piece of work looks like, where their work is in comparison to this and how to take their next step to improve.</p> <p>Students do this through:</p> <ul style="list-style-type: none"> • Using displayed resources in the classroom (Improvement Wall) and targeted feedback from peers and teachers • Engaging in multiple opportunities to produce work and analyse their own and other's work • Applying feedback to improve
<p align="center"><u>Class teacher contact details</u></p> <p>For messages that require attention on the same day please make contact via the school office on 3230 4333. Teachers are not on email consistently throughout the teaching day. For other enquiries or information, please feel free to email the details or to request a meeting.</p>	<p align="center"><u>School contact details</u></p> <p>Address: Rogers Street Spring Hill Qld 4000</p> <p>Telephone: (07) 3230 4333</p> <p>Facsimile: (07) 3831 5469</p> <p>Email: admin@brisbanecentralss.eq.edu.au</p>